

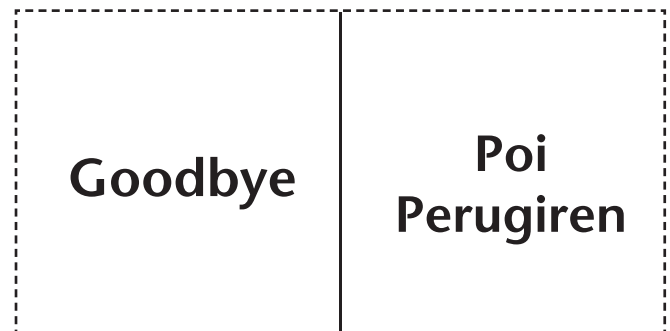


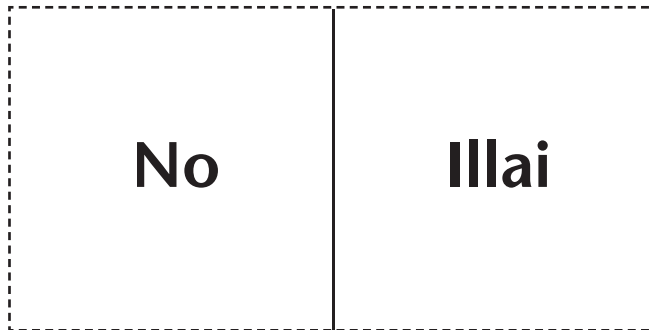


A Language Thali Memory Game

Choose one of these language templates to begin the memory game. If you like, you can start by assembling all the language groups prior to playing. Print these pages out and follow the directions in your Winter 2008 *Word Up!* issue.

Note: Cut on the dotted lines, fold on the solid line.

Tip: Use different colored paper for each language.



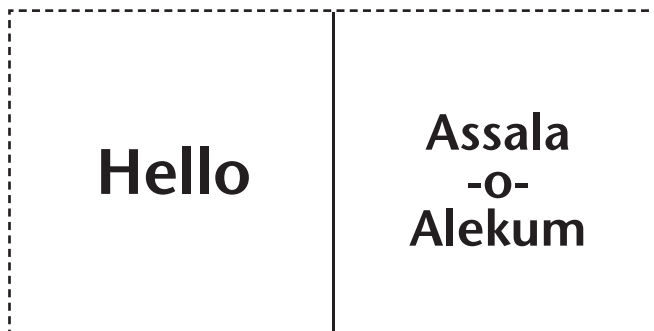
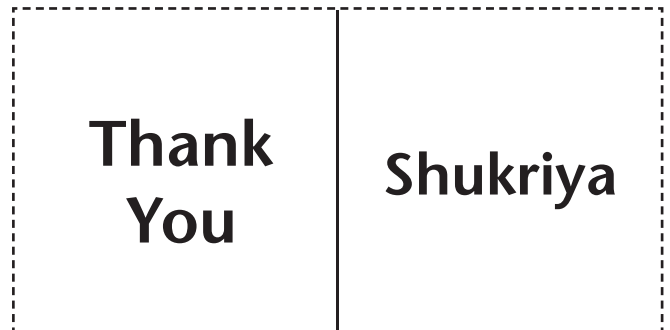
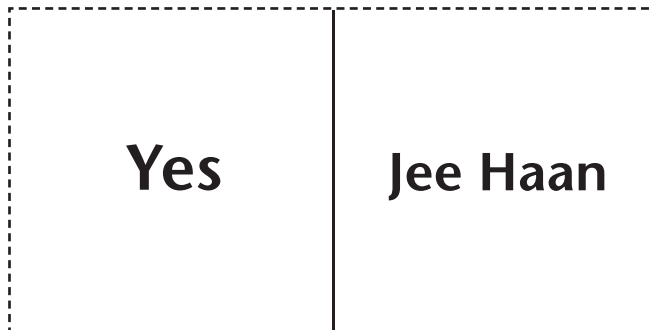

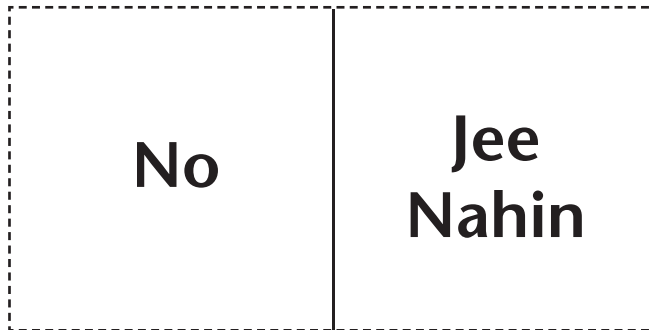


A Language Thali Memory Game

Choose one of these language templates to begin the memory game. If you like, you can start by assembling all the language groups prior to playing. Print these pages out and follow the directions in your Winter 2008 *Word Up!* issue.

Note: Cut on the dotted lines, fold on the solid line.

Tip: Use different colored paper for each language.



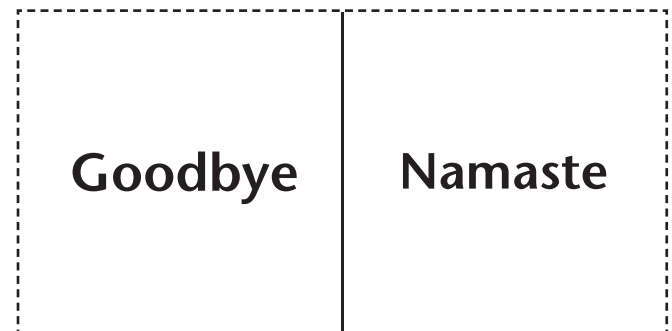
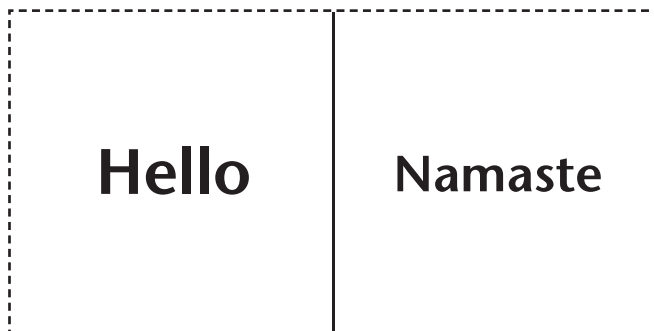

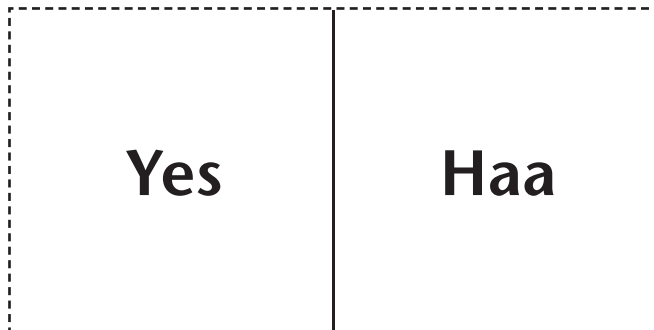
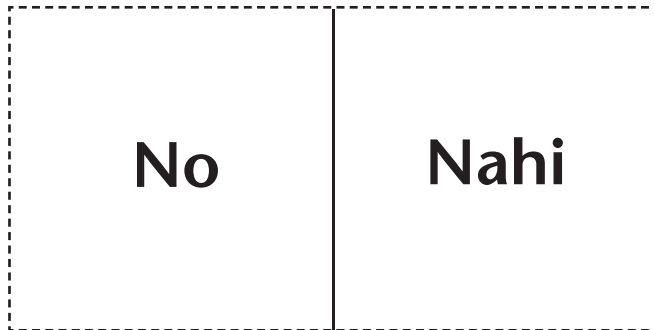


A Language Thali Memory Game

Choose one of these language templates to begin the memory game. If you like, you can start by assembling all the language groups prior to playing. Print these pages out and follow the directions in your Winter 2008 *Word Up!* issue.

Note: Cut on the dotted lines, fold on the solid line.

Tip: Use different colored paper for each language.





A Language Thali Memory Game

Choose one of these language templates to begin the memory game. If you like, you can start by assembling all the language groups prior to playing. Print these pages out and follow the directions in your Winter 2008 *Word Up!* issue.

No	Nah
----	-----



Yes	Ha
-----	----

Thank You	Dhonobadh
--------------	-----------

Hello	Namoshkar
-------	-----------

Goodbye	Namoshkar
---------	-----------